

# PERIMETER SURGERY CENTER

AN AFFILIATE OF **SCA**

## Testing Protocol Adopted by MEC 3/11/2021

1. ENT cases, EGDs and pediatric mask inductions will still require Preop Covid testing.
2. Cases longer than 3 hours and/or patients that are considered higher risk of DVT (ie history of PE or DVT) will still require testing.
3. Testing will not be required for all other General or MAC anesthetics.
4. Patients who had an asymptomatic or minimally symptomatic Covid infection may undergo surgery at PSC, 21 days after PCR confirmation of Covid infection or the onset of symptoms, whichever is longer. Patients must be without fever or symptoms for at least 48 hours prior to surgery. This subset of patients will not require testing, except for ENT, EGDs and pediatric mask inductions, until 3 months after onset of symptoms or first positive Covid test.
5. Additional patients may be required to undergo Covid testing at the discretion of the anesthesiologist.
6. The policies will be reviewed frequently by the PSC MEC and adjusted as needed for changes in local Covid infection rates and perceived risk from Covid variants.

## 5/11/2021 MEC Update

7. Any patients who are fully vaccinated (i.e.,  $\geq 2$  weeks following receipt of the second dose in a 2-dose series, or  $\geq 2$  weeks following receipt of one dose of a single-dose vaccine no longer require testing.

## 2/18/2022 MEC Update

### Post Covid Patient Rescheduling

- Patients may be scheduled or rescheduled 14 days after a positive COVID test or the onset of symptoms, whichever is earlier. These patients must be asymptomatic at the time of surgery and were not hospitalized for COVID (or receive COVID specific treatment (ie antibodies, plasma, supplemental Oxygen)).
- Surgeries longer than 3 hours will continue to be held for 21 days post COVID.
- All other current COVID testing and vaccination requirements will remain in effect.



Surgical Care Affiliates®

Thank you for choosing Perimeter Surgery Center for your surgical needs!

We understand that preparing for surgery can be stressful and overwhelming but, we are here to help make the process as smooth as possible!

Here is some important contact information that you might find helpful prior to your procedure:

**Ride Policy:** It is imperative that you have a ride home after your procedure. In addition, your ride should always remain within the facility during your procedure.

**Billing inquiries and insurance estimates:** (678)216-4108  
**Self-Pay and Cosmetic Estimates:** (770) 379-7971

**Pre-operative nurse line:** (770) 379-7975  
**Pre-operative Department Fax Line:** (866) 993-0670

**\*Please note that you are required to pre-register for your procedure by going to www.PerimeterSurgeryCenter.com and clicking on the "Pre-Registration" link. Follow the prompts to www.OneMedicalPassport.com to create a new account. \***

General Inquiries: (770) 379-7961  
General Fax Line: (866) 993-0670

6105 Peachtree Dunwoody Road Building B Suite 110 Atlanta, GA 30328  
[www.perimetersurgerycenter.com](http://www.perimetersurgerycenter.com)

**Directions to Perimeter Surgery Center of Atlanta**  
(770) 379-7961  
6105 Peachtree Dunwoody Road  
Building B, Suite 110  
Atlanta, GA 30328

**From I75 North: Exit I285 East / Toward Greenville/Augusta**

Take exit #26 Glenridge Connector – turn left on Glenridge and right on Hammond Drive, turn left on Peachtree Dunwoody Road, make first right into Perimeter Town Center, stay straight (no turns) Building B will be on right side.

**From I85 North: Exit 285 West / Toward Chattanooga/Birmingham**

Take exit # 28 Peachtree Dunwoody Road, turn right, go past Hammond Drive and make first right into Perimeter Town Center, stay straight (no turns) Building B will be on right side.

**From I20 East: Exit 285 North toward Greenville/Chattanooga**

Take exit # 28 Peachtree Dunwoody Road, turn right – make first right into Perimeter Town Center, stay straight (no turns) Building B will be on right side.

**From I20 West: Exit I285 North toward Greenville/Chattanooga**

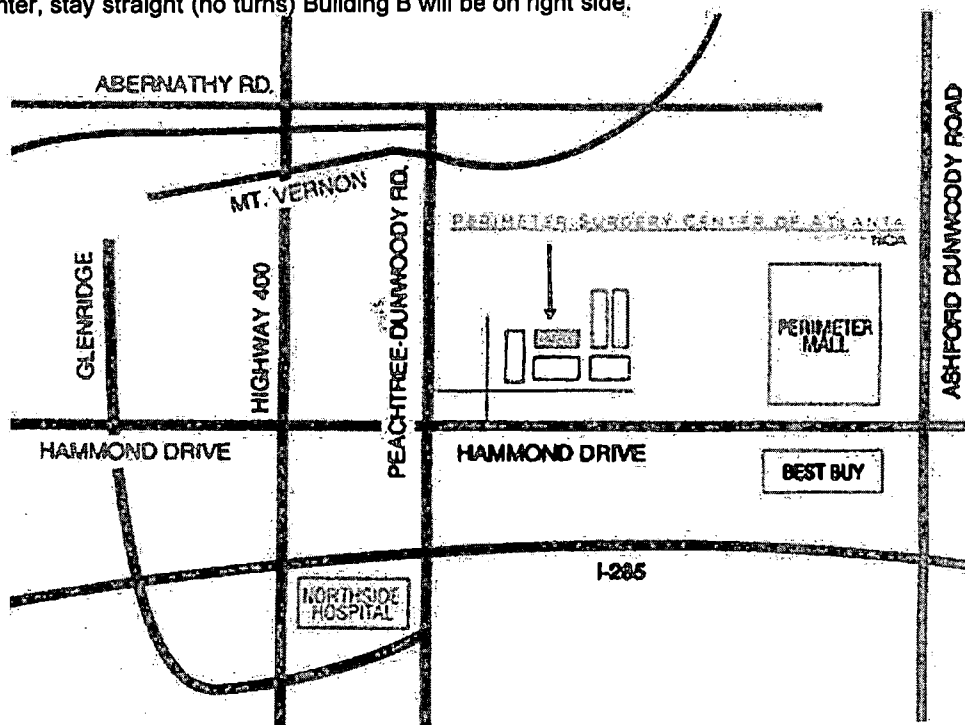
Take exit # 26 Glenridge Connector turn left to Hammond Drive, right on Peachtree Dunwoody Road and make first right into Perimeter Town Center, stay straight (no turns) Building B will be on right side.

**From I75 South: Exit I285 East toward Augusta/Greenville**

Take exit # 28 Peachtree Dunwoody Road – turn right, go through light at Hammond Drive then make first right into Perimeter Town Center, stay straight (no turns) Building B will be on right side.

**From I85 South: Exit I285 North toward Birmingham/Chattanooga**

Take exit #26 Glenridge connector turn left on Glenridge – right on Hammond Drive, turn left on Peachtree Dunwoody make first right into Perimeter Town Center, stay straight (no turns) Building B will be on right side.





Surgical Care Affiliates®

To provide you with excellent care, Perimeter Surgery Center asks that you complete your health history through our secure online portal. Once you've created a Medical Passport with your info, our software will allow you to update and use your health history for future appointments.

**How to Complete Your Medical Passport Online**

Please go to [www.PerimeterSurgeryCenter.com](http://www.PerimeterSurgeryCenter.com) and click on the "Pre-Registration" link at the top right of the page. Follow the prompts to [www.OneMedicalPassport.com](http://www.OneMedicalPassport.com) to create a new account.



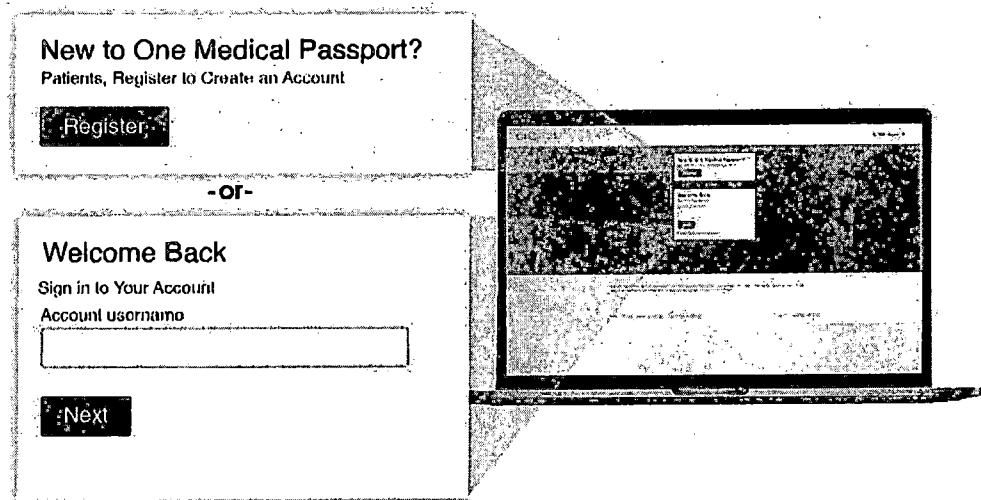
**New Users:**

Click '**Register**' to create a Medical Passport. Enter your demographic information and finish creating your account.




**Returning Users:**

If you've previously created a Medical Passport Account, you will need to update your information. Enter your original username in the 'Welcome Back' area and click '**Next**.'



**Need Help?**

Click the Help link in the top, right corner of your screen.



Perimeter Surgery Center of Atlanta  
 6105 Peachtree Dunwoody Road | Building B Suite 110 | Atlanta, GA 30328  
 (770) 379-7961



Surgical Care Affiliates®

Para brindarle una atención excelente, Perimeter Surgery Center le solicita que complete su historial médico a través de nuestro portal seguro en línea. Una vez que haya creado un Pasaporte Médico con su información, nuestro software le permitirá actualizar y demandar su historial médico para futuras citas.

**Cómo completar su pasaporte médico en línea**

Please go to [www.PerimeterSurgeryCenter.com](http://www.PerimeterSurgeryCenter.com) and click on the "Pre-Registration" link at the top right of the page. Follow the prompts to [www.OneMedicalPassport.com](http://www.OneMedicalPassport.com) to create a new account.




**Nuevos Usuarios:**

Haga clic en '**Registrarse**' para crear un pasaporte médico. Ingrese su información demográfica y termine de crear su cuenta.



**Usuarios que Regresan:**

Si ha creado anteriormente una cuenta de pasaporte médico, deberá actualizar su información. Ingrese su nombre de usuario original en el área 'Bienvenido de nuevo' y haga clic en '**Siguiente**'.



**¿Necesitas ayuda?**

Haga clic en el enlace Ayuda en la esquina superior derecha de su pantalla.

ONE MEDICAL PASSPORT

help

Create Your One Medical Passport Account

First, create a One Medical Passport account so you can sign in and access or update your information at any time. Once completed you can provide a copy to any healthcare facility you choose.

Perimeter Surgery Center of Atlanta  
 6105 Peachtree Dunwoody Road | Building B Suite 110 | Atlanta, GA 30328  
 (770) 379-7961